

ISTITUTO COMPRENSIVO DI VILLANOVA D'ASTI

**COMPITI DELLE VACANZE ESTIVE PER IL PASSAGGIO  
ALLA SCUOLA SECONDARIA DI PRIMO GRADO**

**LINGUA INGLESE**

NOME: \_\_\_\_\_

COGNOME: \_\_\_\_\_

CLASSE 5°  
A.S. 2023-24

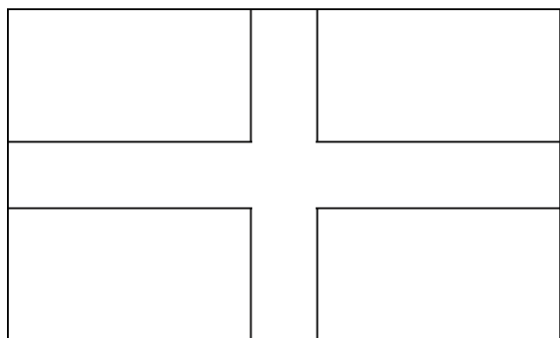
FONTI:

<https://www.scolasticando.it/2020/03/05/il-capitello-inglese-schedari-operativi-per-le-cinque-classi/>

<https://www.supercoloring.com/it/disegni-da-colorare/storia-della-union-jack>

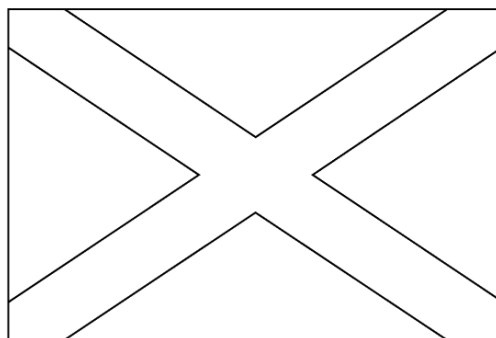


# History of Union Jack

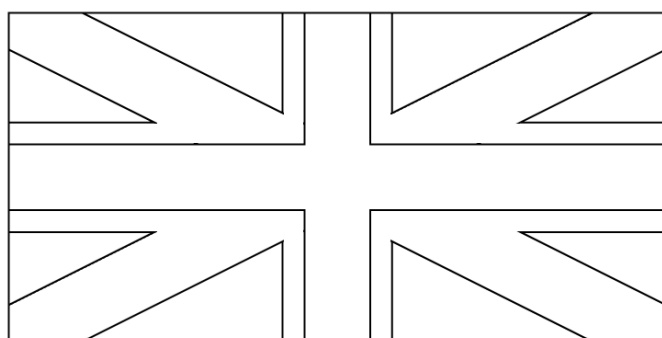


Saint George's Cross (ad. 1277)

+

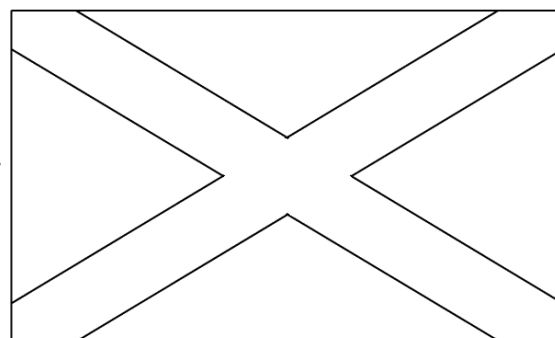


Saint Andrew's Cross (ad. 823)

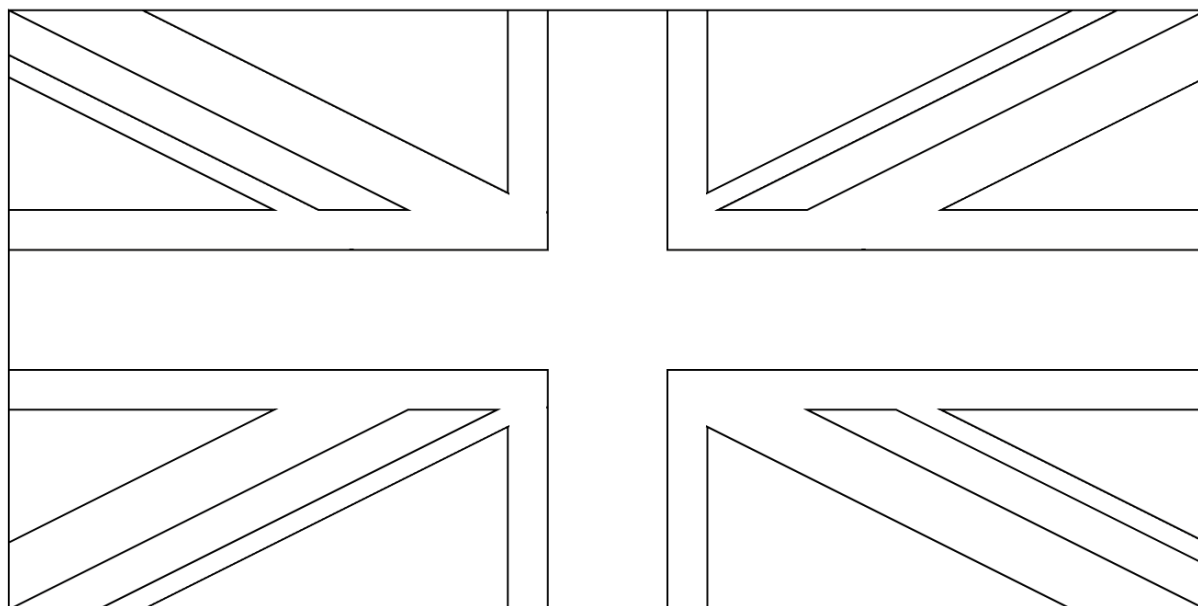


Grand Union Flag (1606-1801)

+



Saint Patrick's Saltire (ad. 1601)



Union Jack or Union Flag (ad. 1801)



NAME \_\_\_\_\_

DATE \_\_\_\_\_



# SORTING THINGS



Look at the pictures and read.



Write the words in the right place.

## WORD BOX

kitchen  
sister  
cousin

Sunday  
skirt  
trousers


chimney  
brown  
father

spider  
hat  
goldfish

Wednesday  
Monday  
attic

green  
pink  
hamster

### Animals



\_\_\_\_\_

\_\_\_\_\_

\_\_\_\_\_

### House



\_\_\_\_\_

\_\_\_\_\_

\_\_\_\_\_

### Days



\_\_\_\_\_

\_\_\_\_\_

\_\_\_\_\_

### Family

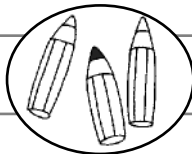


\_\_\_\_\_

\_\_\_\_\_

\_\_\_\_\_

### Colours




\_\_\_\_\_

\_\_\_\_\_

\_\_\_\_\_


### Clothes



\_\_\_\_\_

\_\_\_\_\_


\_\_\_\_\_




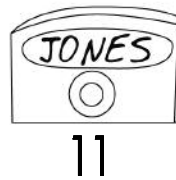
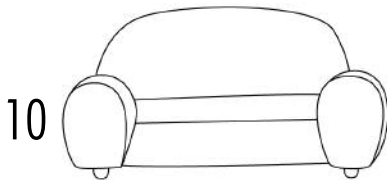
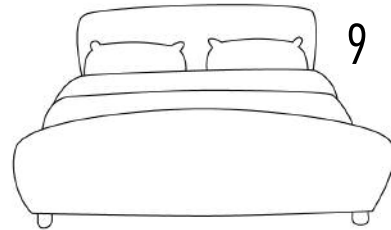
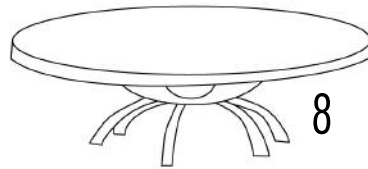
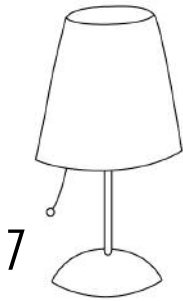
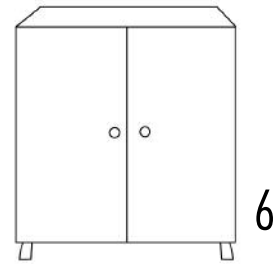
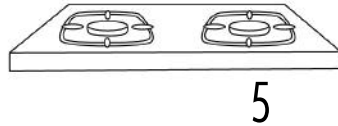
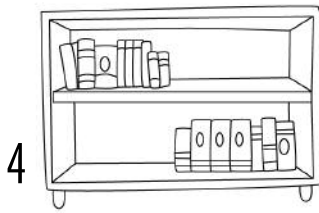
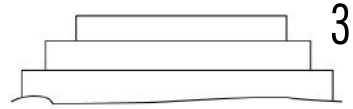
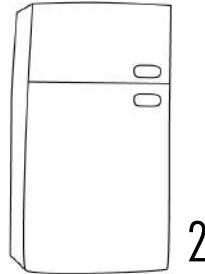
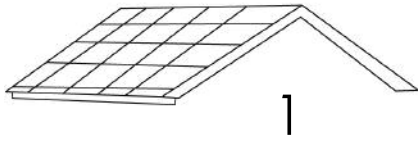
NAME .....

DATE .....

# IN THE HOUSE



Look at the pictures and write the words.



1. ....

7. ....

2. ....

8. ....

3. ....

9. ....

4. ....

10. ....

5. ....


11. ....

6. ....

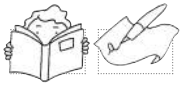
12. ....

NAME \_\_\_\_\_

DATE \_\_\_\_\_



# BEFORE AND AFTER



Read and write the months *before* and the months *after*.

June

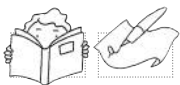

November

February

September

January

May



Read and write the numbers *before* and the numbers *after*.

seventeen

twenty-one


twenty-eight

five

eleven

thirty-two

forty-nine



NAME \_\_\_\_\_

DATE \_\_\_\_\_

# AT THE SUPERMARKET



Look at the pictures and read.



Write the numbers.



pears

milk

lemons

meat

bread

fish

butter

water

corn-flakes

apples

strawberries

cheese



NAME \_\_\_\_\_

DATE \_\_\_\_\_







# I'VE GOT A...



Look at the pictures and read the sentences.



Cut the labels and glue them under the pictures.



I've got two sisters.

I've got a dog.




I've got a brother and a sister.

I haven't got a brother.







NAME .....

DATE .....

# OPPOSITES



Look at the pictures and read.



Complete the sentences.


## WORD BOX

happy  
short


tall  
thin

young  
old


fat  
sad




She is .....




She .....




He is .....




He .....




He .....



She .....




.....



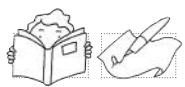
.....

NAME \_\_\_\_\_

DATE \_\_\_\_\_



# REVISION



Read and tick (✓) the right answer.

What's your name?

- I'm fine, thanks.
- My name is William.
- No, I'm not.



How are you?

- I'm fine, thanks.
- Yes, I am.
- It's good.



Have you got a sister?

- No, I am not.
- Yes, she is.
- Yes, I've got two.



What time is it?

- It's sunny.
- It's five o'clock.
- It's good.



Cut the cards.



Read and make different questions.

1 I water, please? some Can have

2 you some tea? like Would

3 like? the What's weather

4 is new game boy? Where your



NAME .....

DATE .....

# I AM BEAUTIFUL



Look at the pictures and read.



Write the adjectives under the pictures.

## WORD BOX

beautiful

happy

mean

thirsty

bored

hot

old

ugly

cold

hungry

sad


weak

curious


kind

strong


young




I am .....




I am .....



I am .....




I am .....




I am .....




I am .....



I am .....




I am .....




I am .....



I am .....




I am .....




I am .....




I am .....



I am .....



I am .....



I am .....



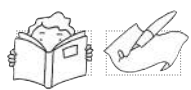
Match the opposites with a line.

NAME .....

DATE .....



# TO BE 1




Read and complete the verb *to be*.

I am                                      he .....                                      you are  
..... are                                      she is                                      it .....                                      ..... are                                      they .....




Look at the pictures and read.



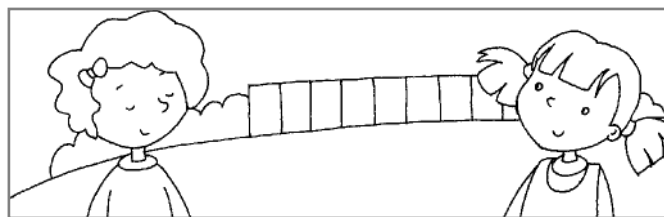
It's hot! I **am** / **is** / **are** thirsty.




Circle the right words.



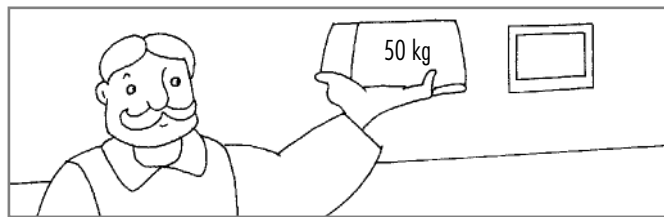
Thank you. You **am** / **is** / **are** so kind.



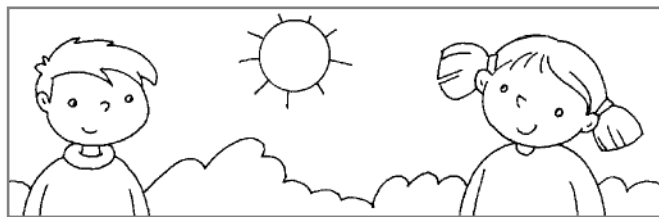
We **am** / **is** / **are** not old.  
We **am** / **is** / **are** young!



Luke is outside in the snow.  
He **am** / **is** / **are** cold.




Brad **am** / **is** / **are** a strong man.



Tom and Sally, you **am** / **is** / **are** happy.

Gus is Mark's dog. It **am** / **is** / **are** old.





NAME \_\_\_\_\_

DATE \_\_\_\_\_

# TO BE 2



Look at the pictures and read the sentences.




Write TRUE or FALSE.




She is sad.

.....




It is old.

.....



We are thirsty.

.....




You are strong.


.....



Read the sentences and draw the pictures.



The girl is hot.



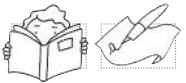
The boy is curious.

NAME .....

DATE .....




# TO BE 3




Look at the pictures and write a sentence.




You .....



He .....




I .....



We .....



You .....



They .....



NAME \_\_\_\_\_

DATE \_\_\_\_\_

# I'M NOT SAD. I'M HAPPY!



Read the sentences and write the opposite.



Draw.

I'm not ugly. I'm beautiful!

I'm not weak. ....

They're not old. ....

We're not cold. ....

..... He's curious!

..... She's hungry!

..... You're happy!

..... You're kind!



Cut the cards.



Read and make a sentence.



strong,



kind.



young,



I'm



and




NAME \_\_\_\_\_

DATE \_\_\_\_\_



# THE HIDDEN MESSAGE



Look the pictures and complete the sentences.



strong / weak



happy / sad

He is

1

She is

5



kind / mean



old / young

He is

2

He is

6



beautiful / ugly



thirsty / hungry

She is


3

She is

7



hot / cold



curious / bored

She is

4

He is

8



Find the hidden message.

!

1

2

3

4

5

6

7

8





NAME \_\_\_\_\_

DATE \_\_\_\_\_

# WHAT TIME IS IT, PLEASE?



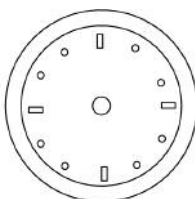

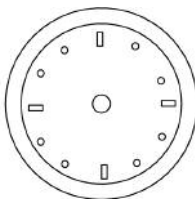

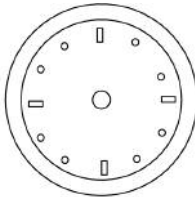
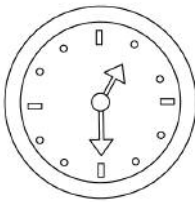
Cut the paper in two parts.



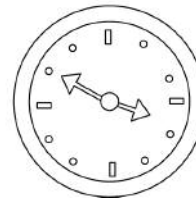
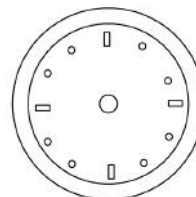
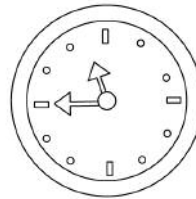
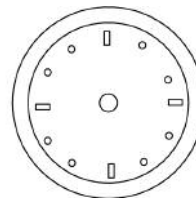
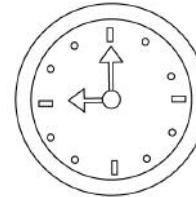
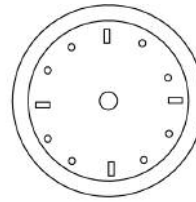
Ask your friend «What time is it, please?» and draw the time.



## Student A



## Student B



NAME .....






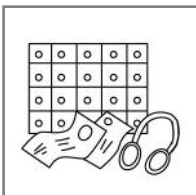


DATE .....



# TV GUIDE



Read the TV guide.

	7:00 NEWS		4:00 SPORTS PROGRAM
	7:45 WEATHER FORECAST		5:00 DOCUMENTARY
	10:00 TALK SHOW		8:00 QUIZ SHOW
	1:00 CARTOONS		9:00 FILM



Read and write the time.

The weather forecast is at .....

The news is at .....

Cartoons are at .....

The sports program is at .....





NAME \_\_\_\_\_

DATE \_\_\_\_\_

# IN THE MORNING



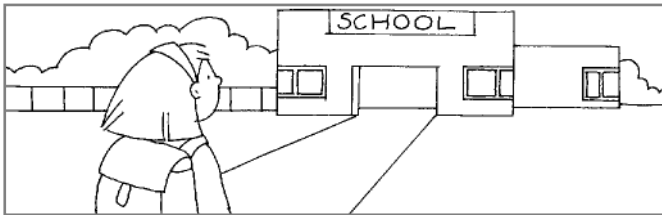
Read and write «In the morning» or «In the afternoon» or «In the evening» or «At night».

When do people usually...

- ... go to school? .....
- ... buy bread? .....
- ... eat dinner? .....
- ... go to bed? .....
- ... watch TV? .....
- ... play football? .....
- ... sleep? .....
- ... drink milk? .....




Look at the pictures and read.



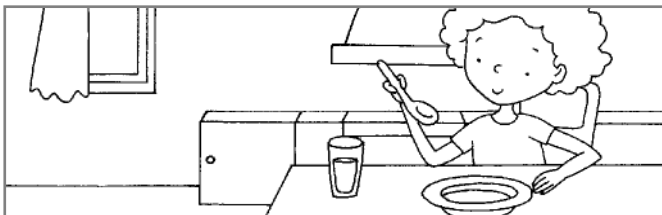
When do you usually ..... ?



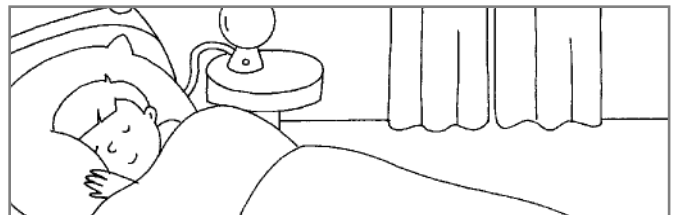
Complete the questions and answer.



When do you usually ..... ?



When do you usually ..... ?



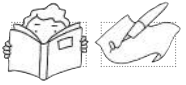
When do you usually ..... ?

NAME \_\_\_\_\_


DATE \_\_\_\_\_



# HOW OFTEN DO YOU...?




Answer the questions.



How often do you watch TV?

I often watch tv.



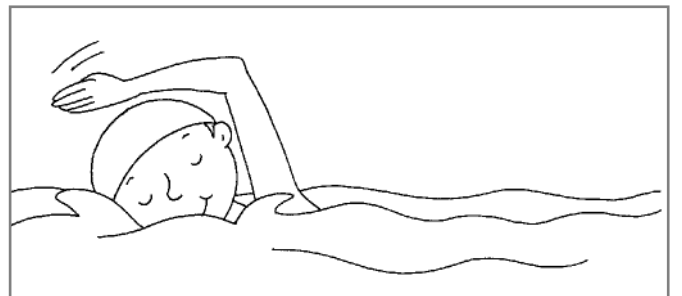
How often do you eat breakfast?

.....



How often do you talk on the telephone?

.....




How often do you swim?

.....



How often do you read a book?

.....



How often do you drive?

.....



NAME .....

DATE .....


# INTERVIEW



Read and interview a classmate.



Circle his or her answer.



How often do you...

... go to the cinema?

**never / sometimes / often / always**

... watch quiz shows?

**never / sometimes / often / always**

... buy clothes?

**never / sometimes / often / always**

... play videogames?

**never / sometimes / often / always**

... practice an instrument?

**never / sometimes / often / always**

... cook?

**never / sometimes / often / always**



Read and write two questions for the teacher. Write his or her answers.

**1**

How often do you .....?

.....

**2**

How often do you .....?

.....



NAME \_\_\_\_\_

DATE \_\_\_\_\_



# SENTENCES PUZZLE



Cut the cards.



Read and put the cards in the right order.

in	video	evening	I
games	the	often	play

talks	on	He
sometimes	the	telephone


always	my	I	do	homework
--------	----	---	----	----------

She	spinach	never	eats
-----	---------	-------	------

wear	jeans	often	You
------	-------	-------	-----

NAME .....

DATE .....



# WHEN WERE YOU BORN?




Read and complete the sentences.

**1995** The year is nineteen .....

**2004** The year is ..... thousand .....



Read the date and write when you were born.



**05 / 06 / 2008** I was born on .....

**02 / 08 / 1998** .....


**28 / 09 / 2005** .....

**30 / 01 / 2009** .....



Answer the question.

When were you born? .....



NAME .....

DATE .....

# SIMPLE PRESENT



Read and complete.



I play

you .....

he plays

she .....

it plays

we play

you play

they .....



Read the sentences and write the verbs.

I play guitar. —> He plays guitar.

I get up early. —> She ..... early.

I eat lunch. —> She ..... lunch.


I like animals. —> They ..... animals.

I read a book. —> You ..... a book.



NAME .....

DATE .....




# QUESTIONNAIRE



Read and interview a classmate.



Write his or her answers.



- What time do you get up? | .....
- What time do you eat breakfast? | .....
- What time do you eat dinner? | .....
- What time do you go to bed? | .....
- What time do you watch TV? | .....
- What time do you go to school? | .....




Read and write two questions for the teacher. Write his or her answers.

**1** What time do you ..... ?

.....

**2** ..... do you ..... ?

.....



NAME .....

DATE .....


# ABOUT ME



Draw a picture of yourself.



Read and complete the sentences.



My name is .....

I am ..... years old.

I get up at .....

I go to bed at .....

My favourite colour is .....

My favourite school subject is .....

My favourite sport is .....

I never .....

I sometimes .....

I often .....


I always .....

I like .....


I don't like .....

NAME \_\_\_\_\_

DATE \_\_\_\_\_



# AMY'S DAY



Read and complete the text.

## WORD BOX

go  
live

play  
get up

am  
put on

have  
eat

do  
watch


My name is Amy.

I ..... ten years old. I ..... in a house in Miami, Florida, with my parents and my brother Luke.

Every morning I ..... at seven o'clock. I ..... my clothes and ..... cereal for breakfast. I ..... to school on the school bus at a quarter to eight.

At half past twelve I ..... lunch at school. After school I ..... my homework, then I ..... football with my brother.

Sometimes I ..... TV before going to bed at ten o'clock.



NAME \_\_\_\_\_

DATE \_\_\_\_\_



# WHAT ARE YOU DOING, ANN?




Look at the pictures and read the sentences.




Match the sentences with the pictures.



What are you doing, Ann?



I'm doing my homework.




I'm washing my dog.



I'm making a sandwich.



I'm watching TV.



I'm writing an e-mail.



I'm brushing my hair.



NAME .....

DATE .....


# I'M PLAYING!




Look at the pictures and read the sentences.




Tick (✓) the correct sentence.




- I'm singing.
- I'm playing.



- I'm dancing.
- I'm walking.



- I'm having lunch.
- I'm drinking.



- I'm washing my face.
- I'm washing my hands.



Read and write the *-ing* forms of the verbs.

drink → drinking  
 go → .....  
 jump → .....  
 eat → .....  
 play → .....  
 study → .....


dance → dancing  
 have → .....  
 write → .....

run → running  
 cut → .....  
 sit → .....




NAME \_\_\_\_\_


DATE \_\_\_\_\_




# SENTENCE SCRAMBLE




Look at the pictures and write the words in the correct order.




going / school / I'm / to




jumping / bed / are / on / the / You




bike / is / He / riding / his



basketball / is / playing / She



listening / are / a / to / They / CD / new



eating / piece / I'm / cake / of / a



NAME .....

DATE .....

# WHAT ARE THEY DOING?




Look at the picture and write a sentence.



I am .....



It .....



Debbie .....



We .....



Mathew .....



You .....



You .....



They .....

NAME \_\_\_\_\_

DATE \_\_\_\_\_



# HOBBIES



Look at the pictures and read.



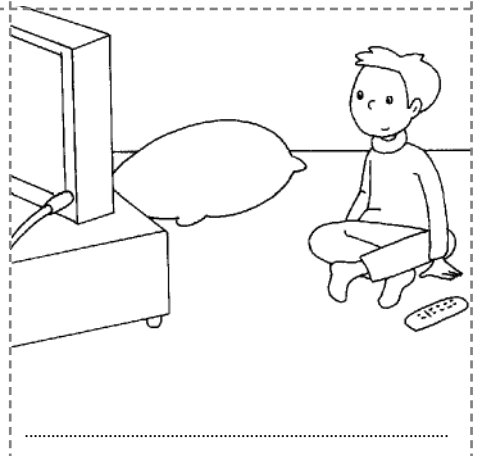



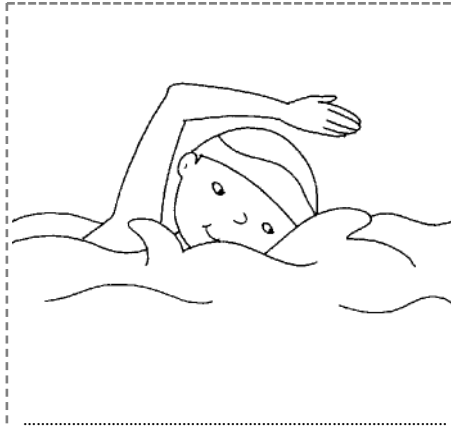
Write the right words under the pictures.



Cut the cards.

## WORD BOX

collecting cards  
 listening to music  
 reading      skiing  
 swimming  
 playing football  
 watching TV  
 running



Answer the question.

What are your hobbies? .....





NAME \_\_\_\_\_

DATE \_\_\_\_\_

# THINGS I LIKE DOING




Make a list and draw.


Things **I like** doing:




eating ice-cream




.....  
.....



.....  
.....



.....  
.....



.....  
.....

Things **I don't like** doing:




kissing frogs



.....  
.....



.....  
.....



.....  
.....



.....  
.....

NAME \_\_\_\_\_

DATE \_\_\_\_\_



# IS MRS. JONES A NURSE?




Look at the pictures and read.




Mrs. Jones




Miss Turner



Mr. Swift




Mr. McDowell



Mr. Sullivan



Mrs. Morris



Mrs. Pratt



Miss Fleming



Answer the questions.

Is Mrs. Jones a nurse?

Yes, she is.

Is Mrs. Pratt a hairdresser?

.....

Is Mr. Swift a sailor?

.....

Is Miss Fleming a secretary?

.....

Is Mr. Sullivan a fireman?

.....

Is Miss Turner a doctor?

.....

Is Mrs. Morris a singer?

.....

Is Mr. McDowell an astronaut?

.....



NAME .....

DATE .....

# WHAT DO YOU DO?



Look at the pictures and read.



Answer the questions.

## WORD BOX


hospital  
school

doctor  
teacher

office  
waiter


restaurant  
secretary

What do you do?  
Where do you work?




I'm a mechanic.

I work in a mechanic shop.




I'm a .....

I work in a .....




I'm .....

I work .....



.....

.....



.....

.....



NAME \_\_\_\_\_

DATE \_\_\_\_\_



# PEOPLE AT WORK



Look at the pictures and read the sentences.



Match the sentences with the pictures.





Colour.

The teacher  
is wearing  
a red skirt.

The mason  
is wearing  
a brown hat.

The singer  
is wearing  
an orange dress.

The ballet dancer  
is wearing  
pink shoes.



The policeman  
is wearing  
a blue uniform.

The taxi driver  
is driving  
a yellow taxi.

The postman  
is carrying  
a black bag.

The fisherman  
is on  
a white boat.



NAME \_\_\_\_\_

DATE \_\_\_\_\_

# A COOK WEARS A HAT



Look at the pictures and read.



Write.

## WORD BOX

doctor	cook	waiter	postman	soldier
butcher	singer	hairdresser	actor	politician
policeman	teacher	baker	pilot	nurse
				bus driver

### Uniform



.....

.....

.....

.....

.....

.....

### No uniform



.....

.....

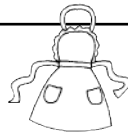
.....

.....

.....

.....

### Apron



.....

.....

.....

.....

.....

.....

### Hat



.....

.....

.....

.....

.....

.....

NAME \_\_\_\_\_

DATE \_\_\_\_\_



# BAKERS NEED FLOUR



Look at the pictures and read.




Match with a line.



Bakers need ... ●



Butchers need ... ●



Cooks need ... ●




Fishermen need ... ●



Secretaries need ... ●



Hairdressers need ... ●



Teachers need ... ●



Waiters need ... ●

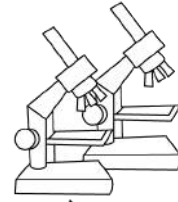


Firemen need ... ●



Scientists need ... ●

... microscopes.



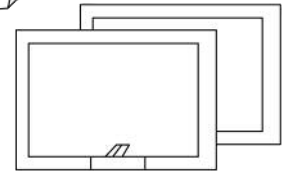
... boats.




... flour.



... blackboards.



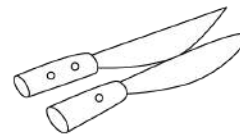
... scissors and driers.




... water.



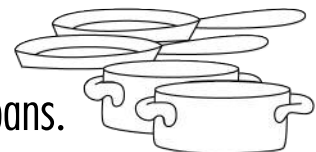
... knives.



... trays.



... pots and pans.



... computers.





NAME \_\_\_\_\_

DATE \_\_\_\_\_

# JOB CROSSWORD



Look at the pictures and read.



Write the words in the crossword puzzle.

## WORD BOX





secretary  
astronaut

plumber  
actor

doctor  
nurse

farmer  
baker

bus driver  
sailor



NAME .....

DATE .....



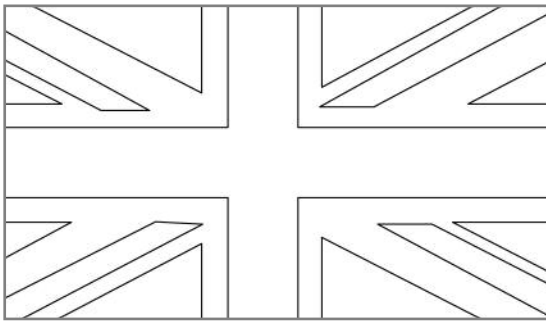
# THE UK FLAG



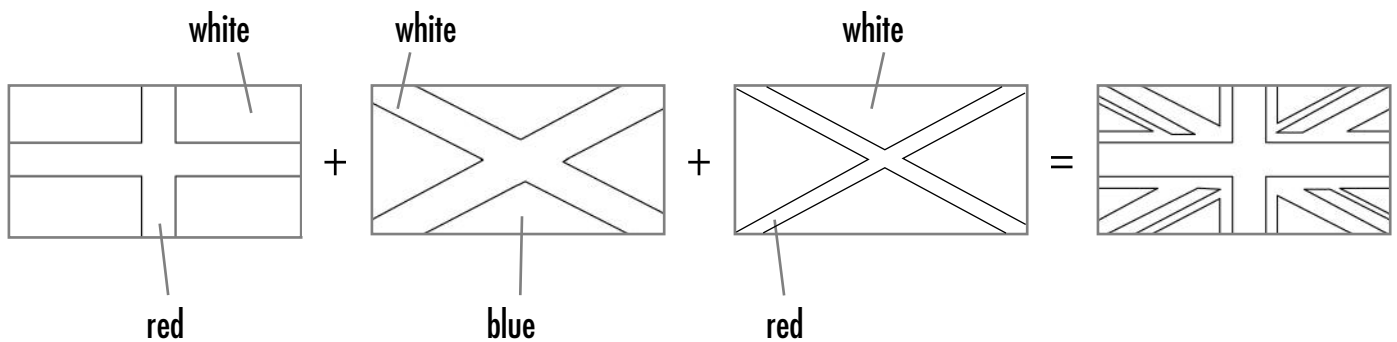
Look at the pictures and read the text.

The flag of the UK and Northern Ireland is called "the Union Jack".

The flag of the UK is a combination of the flags of England (the Cross of St. George), Scotland (the Cross of St. Andrew) and Ireland (the Cross of St. Patrick).



Colour the flags.



Cross of St. George  
(England)

Cross of St. Andrew  
(Scotland)

Cross of St. Patrick  
(Ireland)

the Union Jack



Read the questions and write the answers.

What is the nickname of the flag of the UK? .....

What colours are in this flag? ....., ..... and .....





NAME \_\_\_\_\_

DATE \_\_\_\_\_

# WHERE IS JOE FROM?



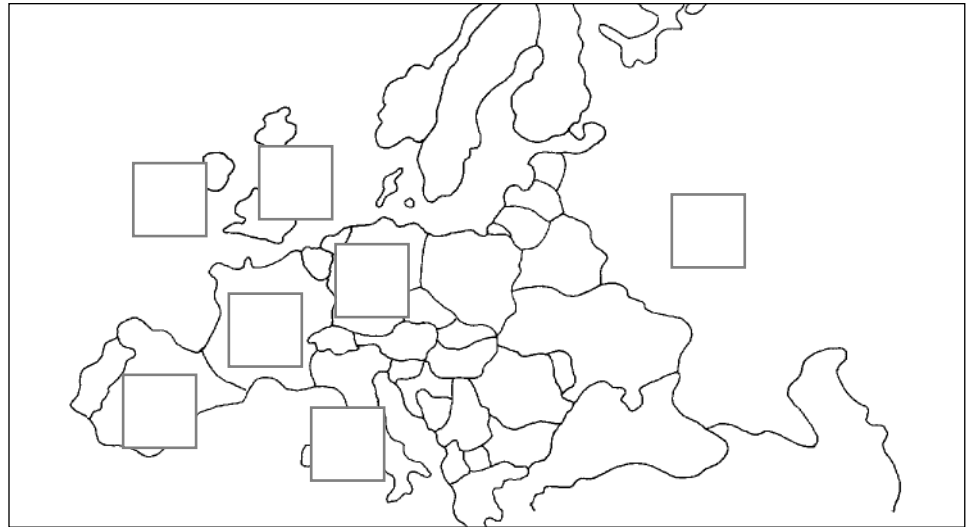
Look at the map and read.



Write the number.

## WORD BOX


1. The United Kingdom
2. France
3. Germany
4. Ireland
5. Italy
6. Russia
7. Spain



Look at the pictures and read.



Complete the sentences.



Where is Paolo from?

He is from \_\_\_\_\_  
\_\_\_\_\_.




Where is Marie from?

She is from \_\_\_\_\_  
\_\_\_\_\_.




Where is Joe \_\_\_\_\_?

He is \_\_\_\_\_  
\_\_\_\_\_.




Where ... Hans from?

\_\_\_\_\_ is from \_\_\_\_\_  
\_\_\_\_\_.



\_\_\_\_\_ Olga \_\_\_\_\_?

\_\_\_\_\_  
\_\_\_\_\_.



\_\_\_\_\_ Juan \_\_\_\_\_?

\_\_\_\_\_  
\_\_\_\_\_.

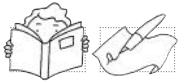


NAME \_\_\_\_\_

DATE \_\_\_\_\_



# COUNTRIES AND NATIONALITIES



Read and write countries and nationalities.

## WORD BOX

England / English

India / Indian

Morocco / Moroccan

Spain / Spanish

Italy / Italian

USA / American

France / French

Germany / German

Albania / Albanian

Japan / Japanese

Holland / Dutch


Australia / Australian



Henry

C. England


N. English



Geeta

C. ....


N. ....



Ken

C. ....

N. ....



Kevin

C. ....


N. ....



Greta

C. ....

N. ....



Heidi

C. ....

N. ....



Monique

C. ....

N. ....



Mohammed

C. ....

N. ....



Hiro

C. ....

N. ....



Maria

C. ....

N. ....



Ludovico

C. ....

N. ....



Leonor

C. ....


N. ....



NAME \_\_\_\_\_

DATE \_\_\_\_\_

# GEOGRAPHY CLASS



Read and match with a line.



Great Britain is...

... in America.



Kenya is...

... in Asia.



Canada is...

... in Europe.



Australia is...

... in Oceania.



Japan is...

... in Africa.



Answer the question.

Where do you speak English?

NAME \_\_\_\_\_

DATE \_\_\_\_\_



# TRAVELLING



Look at the pictures and read.



Write the right words under the pictures.



Cut the cards.

## WORD BOX

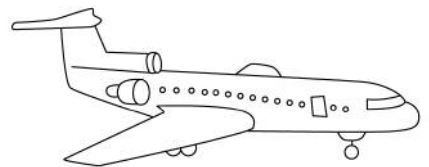
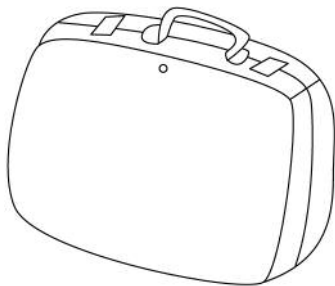

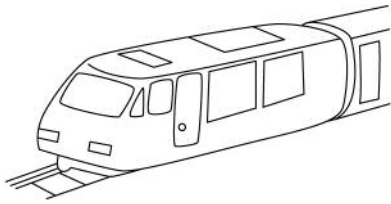
airplane  
passenger

passport  
helicopter

suitcase  
airport

train

ship  
ticket





NAME \_\_\_\_\_

DATE \_\_\_\_\_

# AT THE SEASIDE



Look at the pictures and read.



Write the right words under the pictures.



Cut the cards.

## WORD BOX

beach umbrella

crab

shell

sea





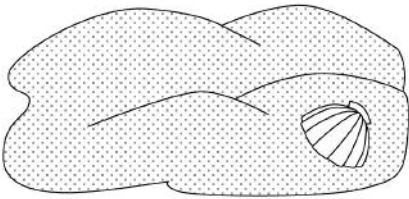
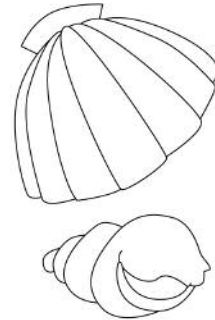


starfish

sun glasses

seagull

boat

sand



NAME \_\_\_\_\_

DATE \_\_\_\_\_



# CAMPING



Look at the pictures and read.



Write the right words under the pictures.



Cut the cards.

## WORD BOX


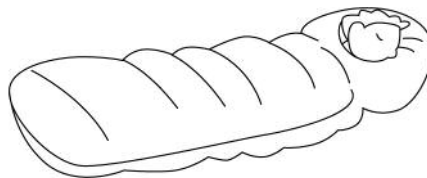
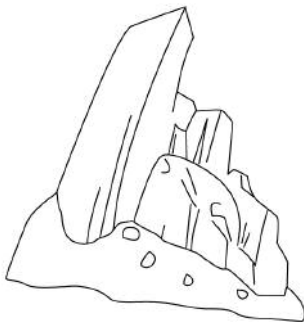
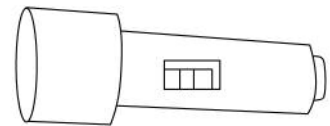

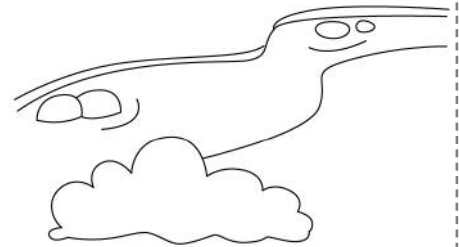

hill  
fire

sleeping bag  
rock

tent  
torch

bush  
river

rucksack





NAME \_\_\_\_\_

DATE \_\_\_\_\_

# CLOTHES CROSSWORD




Look at the pictures and read.



Write the words in the crossword puzzle.

## WORD BOX

cap	coat	hat	jumper	sandals
scarf	shirt	shoes	skirt	trousers



NAME \_\_\_\_\_

DATE \_\_\_\_\_




# WHAT ARE YOU WEARING?



Look at the pictures and read the sentences.



Match the sentences with the pictures.




I'm wearing jeans and a jumper.



I'm wearing a dress.




I'm wearing trousers and a shirt.



I'm wearing a tracksuit.



I'm wearing a scarf and gloves.



I'm wearing shorts and sandals.




Answer the question.

What are you wearing now?

.....





NAME \_\_\_\_\_

DATE \_\_\_\_\_




# WHO IS IT?



Look at the pictures and read the sentences. Guess who it is.



Write the letters.



..... is wearing jeans, a T-shirt, trainers, and sunglasses.

..... is wearing a skirt, a blouse, shoes, and sunglasses.


..... is wearing shorts, a T-shirt, sandals, and a cap.

..... is wearing shorts, a T-shirt, trainers, and a cap.



Read the sentence and draw.

Sam is wearing shorts,  
a T-shirt, trainers, a cap,  
and sunglasses.



NAME \_\_\_\_\_

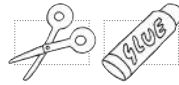
DATE \_\_\_\_\_









# HOW DOES IT FIT?



Look at the pictures and read the sentences.



Cut the labels and glue them under the pictures.



It's too tight!

It's loose!



It's too long!

It's too short!



It's too big!

It's too small!





NAME \_\_\_\_\_

DATE \_\_\_\_\_

# AT THE SHOE SHOP



Look at the pictures and read.










Cut the cards and put the story in the correct order.



Write the numbers.

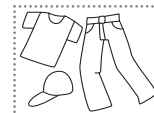


 <p>Hello, can I help you?</p>  <p>Yes, I need new shoes.</p>	 <p>How much do they cost?</p> <p>They cost sixty-five euros.</p>
 <p>How do they fit?</p>  <p>They fit well.</p>	 <p>Try these.</p>  <p>Thank you.</p>



NAME \_\_\_\_\_

DATE \_\_\_\_\_



# REVIEW PUZZLE



Cut the cards.



Read and match questions and answers.



He's playing cards.

I like reading comics.

What are you doing?

How does it fit?

What are your hobbies?

How do they fit?

It's too tight.

What is he doing?

I'm wearing jeans and a T-shirt.

I'm having a snack.

They fit well.

What are you wearing now?

NAME \_\_\_\_\_

DATE \_\_\_\_\_



# THANKSGIVING MENU



Look at the picture and read.



Match with a line.

mashed  
potatoes

turkey

water

bread

green beans



corn

pumpkin pie

wine

stuffing




NAME \_\_\_\_\_

DATE \_\_\_\_\_

# ST. PATRICK'S DAY



Look at the picture and read the text.



In Great Britain and in the United States the Irish community celebrate St. Patrick's Day on 17<sup>th</sup> March.

St. Patrick is the patron of Ireland.

The shamrock is a symbol of Ireland.

The Irish community organises parades and wear green clothing on St. Patrick's Day.

Many people wear a green shamrock.



Read the sentences and colour «True» or False».

- 1 On 17<sup>th</sup> March the Irish community in Great Britain and in the United States celebrate St. Patrick's Day.  **True**  **False**
- 2 The shamrock is a symbol of the USA.  **True**  **False**
- 3 St. Patrick's is the patron of Great Britain.  **True**  **False**
- 4 The Irish community organises parades on St. Patrick's Day.  **True**  **False**



NAME \_\_\_\_\_

DATE \_\_\_\_\_



# EARTH DAY



Read the text.

Our Earth  has a special day. It is like a birthday.

Earth Day is celebrated on April 22<sup>nd</sup> every year.

22<sup>nd</sup>  
APRIL

On Earth Day we remember to appreciate nature and take care of our Earth.

We need to keep our Earth clean.

We can all help to keep our Earth clean.  
Let's start!



Read and tick (✓) the right answer.

**1** When is Earth Day?

- March 15<sup>th</sup>.
- April 22<sup>nd</sup>.
- April 1<sup>st</sup>.
- April 23<sup>rd</sup>.

**2** Why do we celebrate Earth Day?

- To play outside.
- To drink clean water.
- To have a big party.
- To take care of Earth.



# ENGLISH MONEY



Cut the banknotes and the coins.



Colour them.

## Banknotes

D banconote inglesi, tutte  
(saranno poi da ritagliare)




## Coins

D monete inglesi, tutte (saranno  
poi da ritagliare)

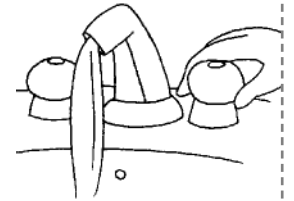




# HAND WASHING INSTRUCTIONS



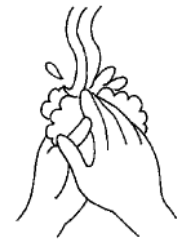
**Turn the water on**



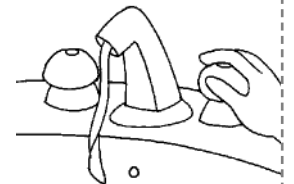
**Put the soap  
in your palm**



**Wash front, back  
and every finger**



**Turn the water off**

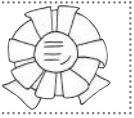


**Dry your hands**



**Remember to throw  
away your paper towel**





NAME \_\_\_\_\_

DATE \_\_\_\_\_

# GET WELL CARD



Draw a picture and write.



Cut the card.



Large dashed rectangular area for drawing a picture.

Dear .....

.....,

Get well soon.

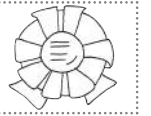
Love,

.....



NAME .....

DATE .....

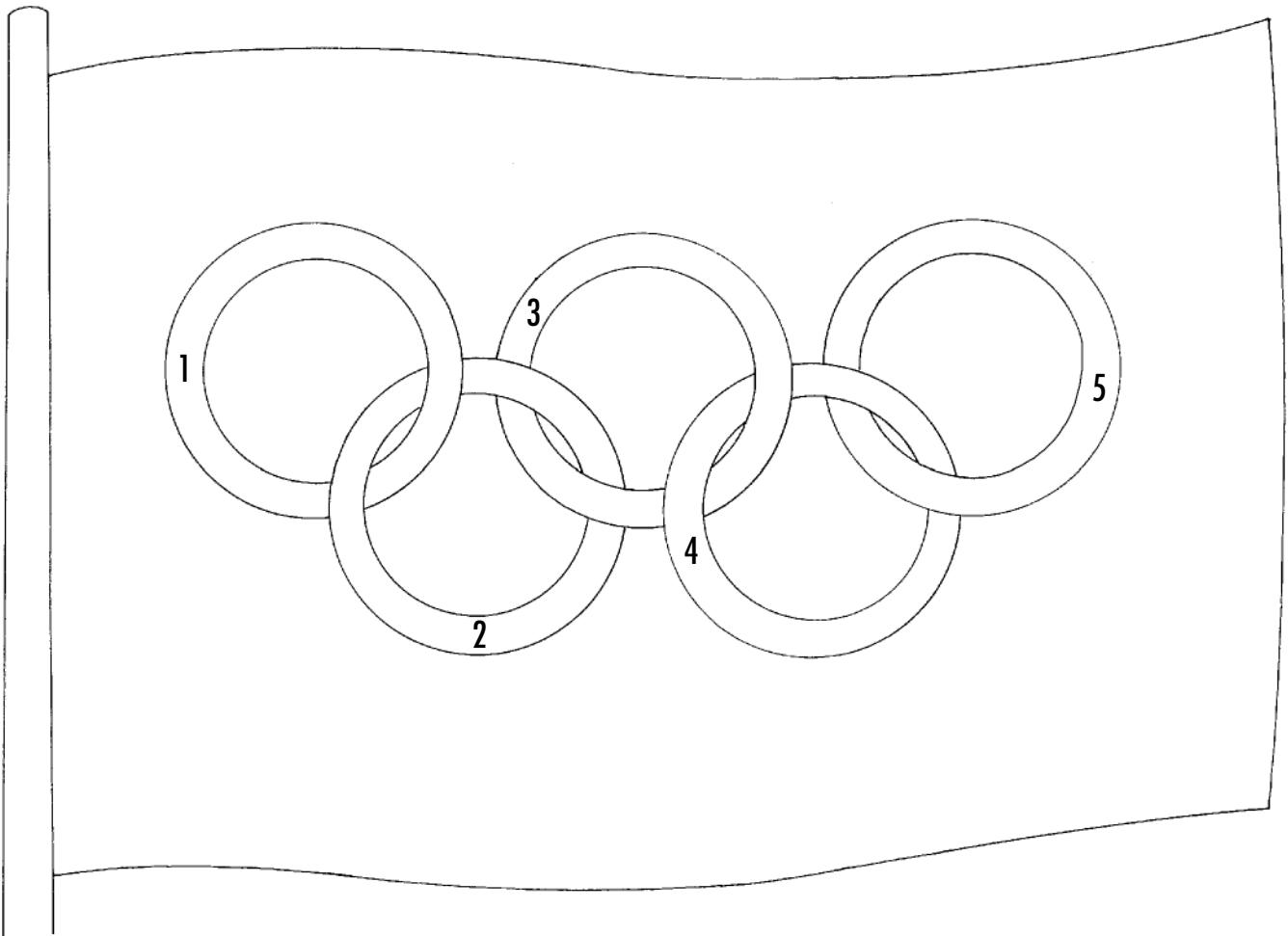


# THE OLYMPIC FLAG



Colour the Olympic flag by number:

1. blue 2. yellow 3. black 4. green 5. red.




Read and complete the text.

The five circles on the Olympic flag represent the five continents: Europe, America, Asia, Africa, and Australia.

The blue circle represents Australia. The yellow ..... represents Asia.

The black one ..... Africa. The ..... one represents

Europe and the red one represents .....



NAME \_\_\_\_\_

DATE \_\_\_\_\_

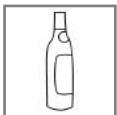
# RECYCLE YOUR RUBBISH!



Look at the pictures and read.




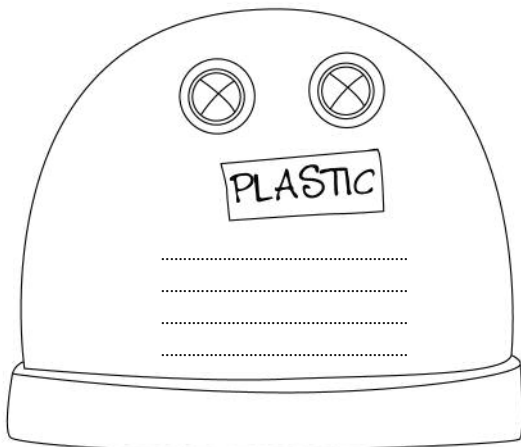
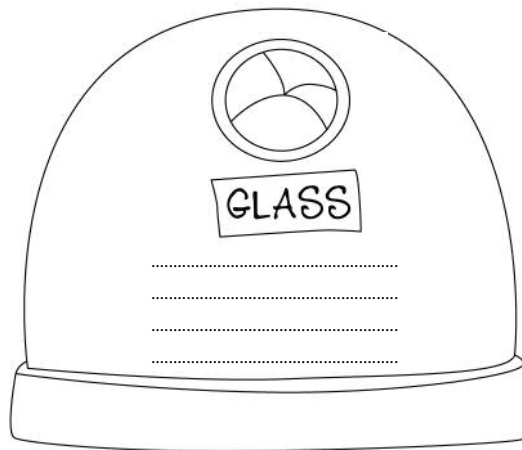

Match with a line.



- a ketchup bottle
- a newspaper
- a wine bottle
- an old book
- a plastic bag
- a paper handkerchief
- a drink can
- a plastic toy
- a cat food tin
- a cornflakes packet



Put the rubbish into the correct banks. Write the names from the list above.



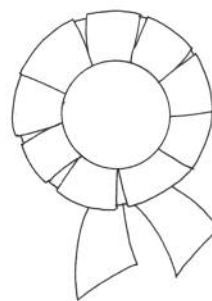


# CERTIFICATE

Name .....

Surname .....

has successfully completed the  
**ENGLISH COURSE**



Teacher .....

Date .....